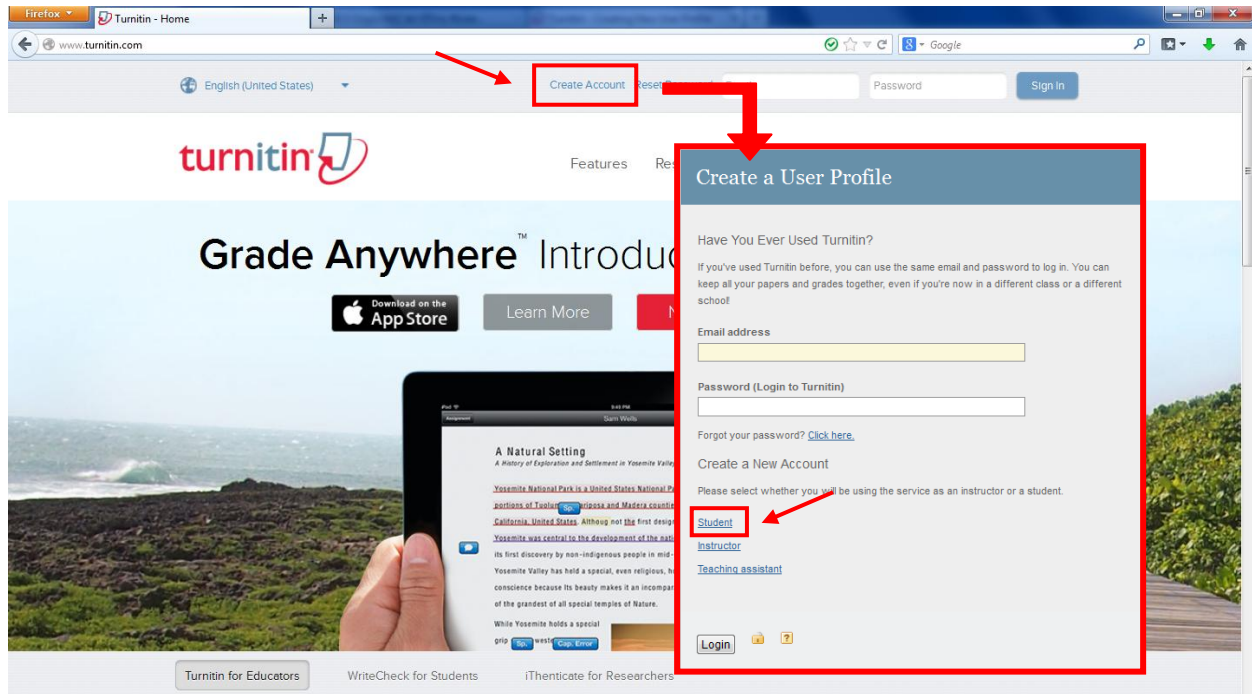


# Turnitin for student: How to use

Surada Suwannapak  
14 Oct 2013

1. Go to <http://www.turnitin.com> and click on "Create Account", then choose "Student"



2. You will see "Create a New Turnitin Student Account" menu, then complete the form.

# Create a New Student Account

## Class ID Information

All students must be enrolled in an active class. To enroll in a class, please enter the class ID number and class enrollment password that you were given by your instructor.

Please note that the password and pincode are case-sensitive. If you do not have this information, or the information you are entering appears to be incorrect, please contact your instructor.

Class ID

Class enrollment password

### Enter the Class ID and Class enrollment password

- Class ID = **5451426**
- Class enrollment password = **12345**

## User Information

Your first name

Your last name

Display names as

- First name (Space) Last name (example: John Smith)  
 Last name (Space) First name (example: Smith John)  
 Last name(No space)First name (example: SmithJohn)

Email address

### Enter your name and Chula Email Account (...@...chula.ac.th)

## Password and Security

Please keep in mind that your password is case sensitive (for example, paSS123 would be different than pass123), must be 6-12 characters long, and contain at least one letter and one number (for added security).

Enter an email address and password you can easily remember. Please write down your email address and password for future reference.

Enter your password

Confirm your password

### Enter your own password and confirm your password

Next, please enter a secret question and answer combination. You will be asked for this combination if you ever forget your password and need to reset it.

Secret question

Question answer

### Select secret question and answer the question (Just in case when you forget your password)

## User Agreement

Please read our user agreement below. Select "I agree" to complete your user profile.

Turnitin.com and its services (the "Site" or the "Services") are maintained by iParadigms, LLC ("iParadigms"), and offered to you, the user ("You" or "User"), conditioned upon Your acceptance of the terms, conditions, and notices contained herein without modification (the "User Agreement").

**You should review this User Agreement carefully before accepting**

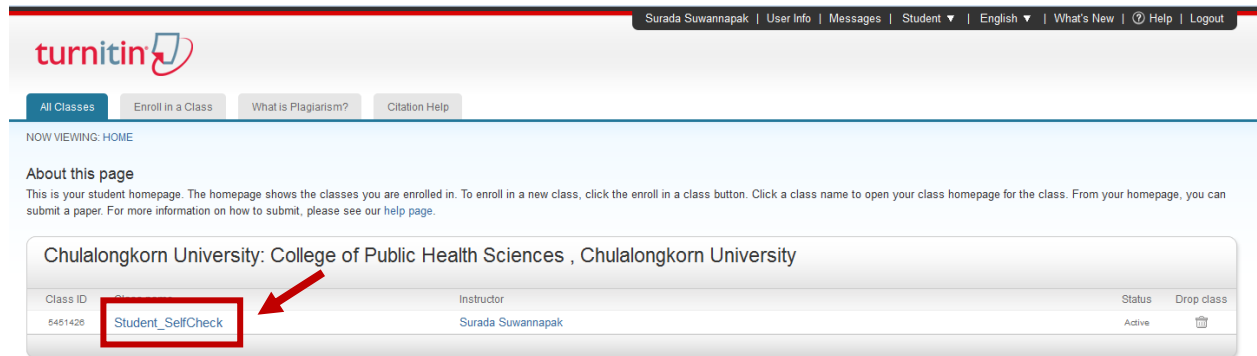
Click I agree – create profile

- If you already did enrollment in Turnitin: Enter Chula Email (...@...chula.ac.th) and password



Turnitin login form with fields for email and password, and a 'Sign In' button.

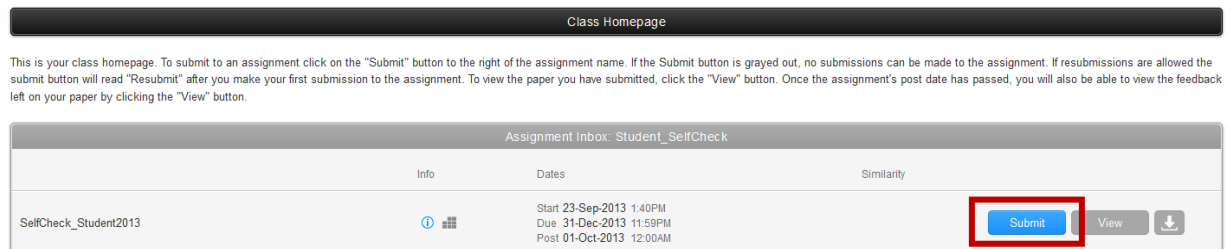
3. Click on the class name "Student\_SelfCheck" to access the class



Turnitin student homepage showing a table of enrolled classes. The class name "Student\_SelfCheck" is highlighted with a red box and a red arrow.

Class ID	Class Name	Instructor	Status	Drop class
6451426	Student_SelfCheck	Surada Suwannapak	Active	

4. To submit your paper, click **Submit**



Turnitin class homepage showing an assignment inbox. The "Submit" button is highlighted with a red box.

Info	Dates	Similarity
SelfCheck_Student2013	Start 23-Sep-2013 1:40PM Due 31-Dec-2013 11:59PM Post 01-Oct-2013 12:00AM	

5. Enter **your First name, Last name** and **Submission title**, **Browse your file to upload**. Then, click **“Upload”** button.

Submit Paper: by File Upload (Step 1 of 3)

Choose a paper item submission method:  
Single file upload ▾

First name \*

Last name \*

Submission title \*

The paper you are submitting will not be added to any paper repository.

Requirements for single file upload:

- File must be less than 20 MB
- The maximum paper length is 400 pages.
- File types allowed: MS Word, WordPerfect, PostScript, PDF, HTML, RTF, Hangul (HWP) and plain text.

If your file exceeds 20 MB, read suggestions to meet requirements.

Browse for the file to upload \*  
 No file selected.

[Cancel..go back](#)

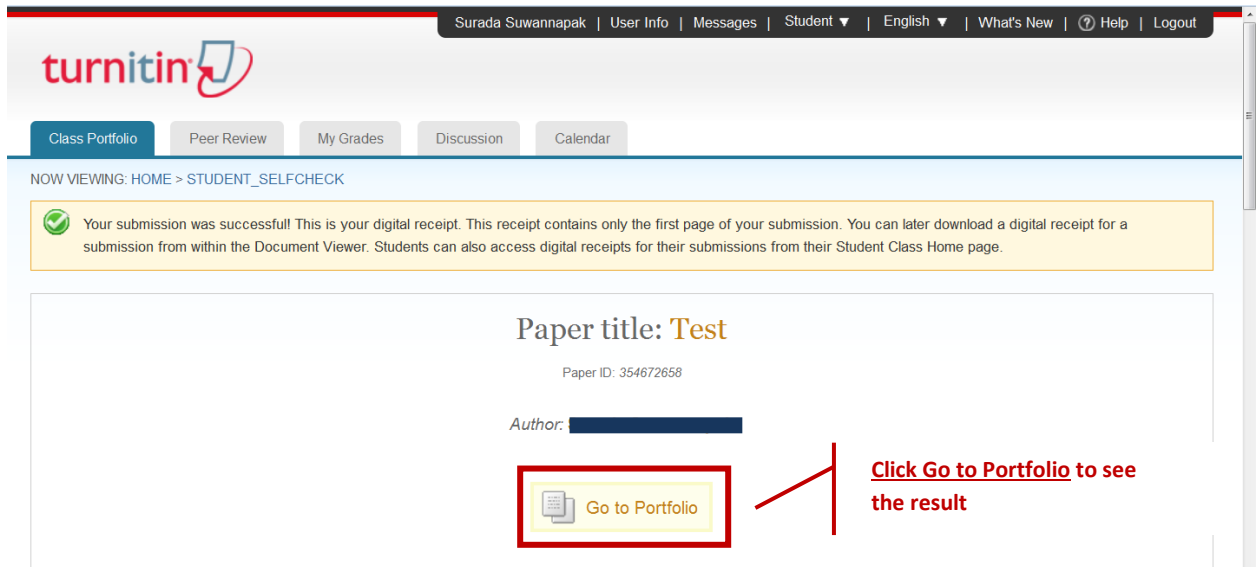
**\* REMARK \***

**REQUIREMENTS FOR SINGLE FILE UPLOAD**

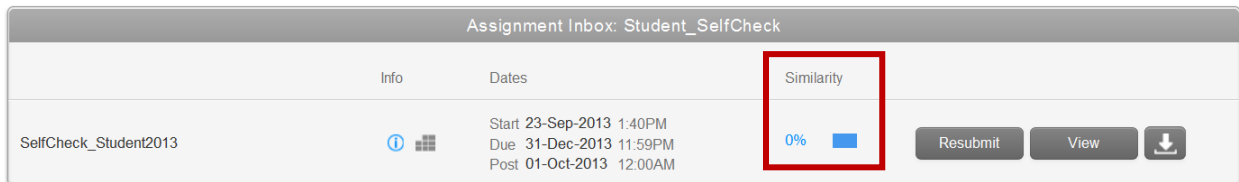
- File must be less than 20 MB
- The maximum paper length is 400 pages.
- File types allowed: MS Word, WordPerfect, PostScript, PDF, HTML, RTF, OpenOffice (ODT), Hangul (HWP) and plain text.

If your file exceeds 20 MB, read suggestions to meet requirements.

6. The screen would be shown as the below, if your submission was successful.  
Click "Go to Portfolio" to see the result.



7. The screen would be shown the percentage under the **Similarity** column (click on percentage to view the details)



**Remark** Press "F5" button on your keyboard to generate the originality reports or refresh its results.

8. Click the **printer icon** to download Report file (The first one )

The screenshot shows the Turnitin interface. The main document preview displays the following text:

1

**CHAPTER I**  
**INTRODUCTION**

**1.1 Background and Rationale**

Work-related musculoskeletal disorders (WMSDs) are a significant concern for the material handlers workforce. A number of studies worldwide for the past decades documented that material handling workers encountered low back pain (Hsin-Chieh Wu, *et al.*, 2009; Nitaya, 2005) often resulting in pain, sickness-related absenteeism and disability leave.

The U.S. National Institute for Occupational Safety and Health [NIOSH] (2004) indicates that WMSD cases are more severe than the average non-fatal injury or illness case. In 2007, MSDs accounted for 29 percent of all workplace injuries requiring time away from work and involved a median of 9 days compared with 7 days for all non-fatal injury and illness cases (U.S. Bureau of Labor Statistics, 2009). The overall cost of such disorders related to patient care is estimated at over \$25 million per year with substantial additional unmeasured costs (Veterans Health Administration, 2005). In relation to the UK, it is now generally acknowledged that MSDs can possibly lead to long and serious disability of the employee, and impose heavy costs on employers and on society. The costs to the economy and society are also in excess of, £5.7 billion annually.

Download PDF of current view for printing  
Download PDF of digital receipt for printing

PAGE: 1 OF 19

Match Overview

Rank	Source	Similarity
1	Submitted to Mahidol Un... Student paper	4%
2	www.anamai.moph.go.th Internet source	4%
3	Lim, H.J. "Evaluating re... Publication	3%
4	www.tm.mahidol.ac.th Internet source	3%
5	Wu, H.C. "Effects of er... Publication	2%
6	Morken, T. "Effects of a ... Publication	2%
7	Submitted to The Hong ... Student paper	2%
8	www.healthfirstmedical.net Internet source	1%
9	employment.alberta.ca Internet source	1%

9. Logout from the program when you are done.

The screenshot shows the Turnitin navigation bar. The "Logout" button is highlighted with a red box and a red arrow pointing to it. The navigation bar includes the following links: Surada Suwannapak | User Info | Messages | Instructor | English | Feedback | What's New | Help | Logout.

turnitin

Dashboard | All Classes | Join Account | Join Account (TA) | Quick Submit

NOW VIEWING: HOME